



### District Report Card: 2017


<b>State:</b> Assam	<b>District:</b> Hailakandi
<b>Class:</b> 3	<b>Subject:</b> Language
<b>Schools:</b> 60	<b>Students:</b> 797


### Participation/Coverage


#### Students

<div>GENDER</div> <div></div>	Boys				Girls			
	Number		%		Number		%	
	367		46.05		430		53.95	

<div>AREA</div> <div></div>	Rural				Urban			
	Number		%		Number		%	
	770		96.61		27		3.39	

<div>CATEGORY</div> <div></div>	SC		ST		OBC		GEN	
	Number	%	Number	%	Number	%	Number	%
	97	12.17	6	0.75	123	15.43	571	71.64

<div>CWSN</div> <div></div>	LD	VI	HI	S&LD	ID	Oth
	2	0	2	5	0	1

<div>Management</div> <div></div>	Government			Government-aided		
	Number		%	Number		%
	797		100.00	0		0.00

### Average Performance of Students in Language (%)

Overall	Gender		Area		Management		Social Group			
	Male	Female	Rural	Urban	Govt.	Aided	SC	ST	OBC	GEN
72.65	73.37	72.03	72.16	86.67	72.65	0.00	72.65	56.67	73.44	72.64

## Performance on Learning Outcomes (LOs)

Learning Outcomes	Description	Average Performance(%)
L304	Reads small texts with comprehension i.e., identifies main ideas, details, sequence and draws conclusions	73.49
L312	Reads printed scripts on the classroom walls: poems, posters, charts etc.	70.97

Range of Performance of Students who Answered Correctly							
Below 30%		30% - 50%		50% - 75%		Above 75%	
Number	%	Number	%	Number	%	Number	%
45	5.65	93	11.67	242	30.36	417	52.32

## Lowest Performing Learning Outcomes (LOs)

1 - Reads printed scripts on the classroom walls: poems, posters, charts etc. (70.97)

2 - Reads small texts with comprehension i.e., identifies main ideas, details, sequence and draws conclusions (73.49)